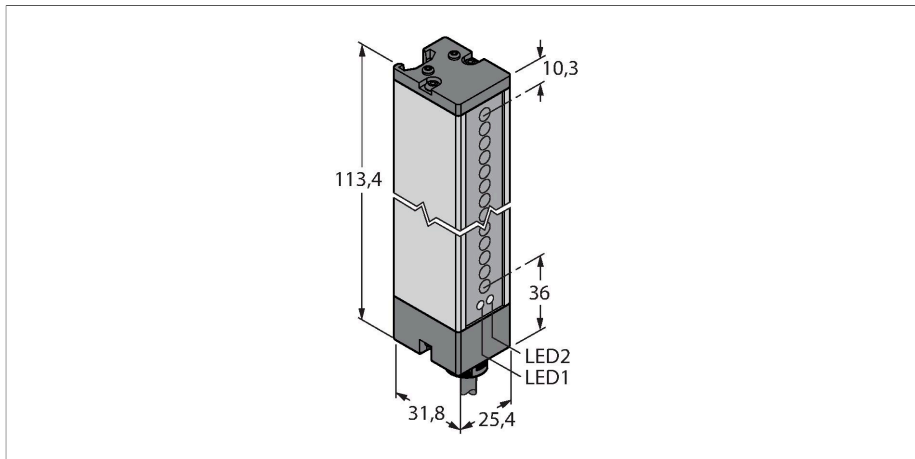


LX3R

Photoelectric Sensor – Opposed Mode Sensor (Receiver)

Receiver



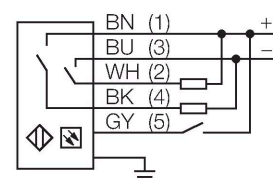
Technical data

Type	LX3R
ID	3002664
Optical data	
Function	Light screen
Operating mode	Receiver
Optical resolution	9.5 mm
Range	150...2000 mm
Scan field	67 mm
Electrical data	
Operating voltage	10...30 VDC
Residual ripple	< 10 % U _{ss}
No-load current	≤ 100 mA
Short-circuit protection	yes
Reverse polarity protection	yes
Output function	NO contact, PNP/NPN
Current output	125 mA
Response time typical	< 0.8 ms
Mechanical data	
Design	Rectangular, LX
Dimensions	31.8 x 25.4 x 113.4 mm
Housing material	Metal, AL, Grey
Lens	plastic, Acrylic
Electrical connection	Cable, 2 m, PVC
Number of cores	5
Core cross-section	0.5 mm ²
Ambient temperature	-20...+70 °C

Features

- Cable, 2 m, 5-wire
- Protection class IP65
- Scan field 67 mm
- Minimum target size 9.5 mm
- Operating voltage: 10 ... 30 VDC
- Programmable connection for reduced sensing range
- 2 slot nuts including M5 screws for wall mounting included in the scope of delivery

Wiring diagram



Functional principle

Light screens are used to monitor large areas. They consist of an emitter and a receiver. Switching light screens with scanning heights of up to 76 mm (LX3...) and up to 914 mm (Lx36...) are available. The crossed beams of the LX light screen enable small objects and/or objects that are not standard shapes to be reliably detected.

Technical data

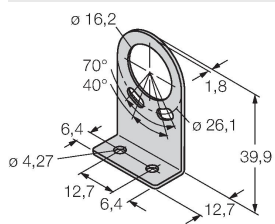
Relative humidity	0...90 %
Protection class	IP65
Power-on indication	LED, Green
Switching state	LED, Yellow
Error indication	LED, red, Flashing
Tests/approvals	
MTTF	74 years acc. to SN 29500 (Ed. 99) 40 °C
Approvals	CE, cURus



Accessories

SMBLX

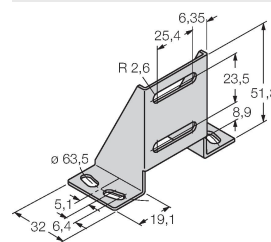
3002915



Mounting bracket, galvanized steel, for LX series, 2 pcs., not included in delivery

SMBLXR

3002914



Foot, galvanized steel, for LX series